

TRAVIS COUNTY ESD #3 BOARD MEETING

TABLE OF CONTENTS

April 27, 2026

1. Agenda	page 1
2. Minutes from March 23, 2026	pages 2 - 3
3. Treasurer's Report	pages 4 - 11
4. Payments over \$2,000	page 12
5. Sales Tax Statistics	pages 13 - 21
6. Chief's Monthly Status Report	pages 22 - 25

NOTICE IS HEREBY GIVEN that the Board of Emergency Services Commissioners of Travis County Emergency Services District No. 3 (TCESD3) will hold a regular and publicized meeting at 7:00 p.m. on Monday, April 27, 2026, in the Community Room of TCESD3 Station 302 located at 4111 Barton Creek Blvd., Austin, Travis County, Texas. The subject of and matters to be considered at said meeting include, among other business, the following:

1. Call to order.
2. Proof of quorum.
3. General visitor communications: Receive comments from visitors.
4. Approve Financial Audit ending September 30, 2025, presentation by Maxwell Locke & Ritter – Andrea Burgard.
5. Review and approve the minutes of March 23, 2026 regular meeting of the District.
6. Review and approval of the Treasurers' monthly report for March 2026.
7. Approve payments over \$2,000 from March 19 to April 24, 2026.
8. Review of Sales Tax Statistics
9. Review of Chief's Monthly Status Reports
 1. Significant incident runs;
 2. Statistics;
 3. Special Project Updates
10. Other Business:
 1. Report on any ESDCC activities. Announcement of the next ESDCC meeting dates.
 2. Commissioner Announcements (no action will be taken on any such announcements).
11. Announcement of future meeting dates of the Board of ESD 03 Commissioners.
12. Adjourn.

By: _____ Herb Holloway, Business Manager

NOTE: The Board of Emergency Services Commissioners reserves the right to adjourn into Closed Meeting at any time during the course of this meeting to discuss any of the agenda items listed above as authorized by Texas Government Code, Section 551.071 (Consultation with Attorney), 551.072 (Deliberations about Real Property), 551.073 (Deliberations about Gifts and Donations), 551.074 (Personnel Matters), and 551.076 (Deliberations about Security Devices) or other applicable law. Travis County Emergency Services District Number 3 is committed to compliance with the Americans with Disabilities Act. Reasonable modification and equal access to communications will be provided upon request. Please call the District Administrative Office at 288-5534 for information. Hearing impaired or speech disabled persons equipped with telecommunication devices for the deaf may call the statewide Relay Program at 1-800-735-2988 or by dialing '711'. Visitor Communications are regular agenda items at monthly meetings of the Board of Emergency Services Commissioners of Travis County Emergency Services District Number 3. Visitors who wish to speak under Visitor's Communications must sign up before the meeting is called to order. Each person, organization or group wishing to address the Board will be allowed a maximum of three (3) minutes to speak on items on the agenda or other business of the District. Speakers may register in person at the posted location of the meeting, starting 30 minutes prior to the start of the meeting and using the form provided. The speaker will give his/her name, address, organizational affiliation, if any, and indicate the subject he/she intends to address. The Board welcomes citizen comment on any issue, but the Open Meetings Act prohibits any board action on issues not posted on the agenda. The District reserves the right to terminate any presentation by a speaker if it is disruptive of the good conduct of the meeting, or is in violation of law.

The undersigned affirms and states that he posted or caused to be posted a true and correct copy of the foregoing notice at a place convenient to the public at the Travis County ESD3 Administrative Office, 4111 Barton Creek Boulevard, Travis County, Texas, a location within said Travis County Emergency Services District Number 3 at _____ .M. on April 21 , 2026.

By: _____ Herb Holloway, Business Manager

Minutes of Travis County Emergency Services District #3

March 23, 2026

Attached to and incorporated into these minutes is a copy of the official agenda for the March 23, 2026 meeting.

Under Agenda Item 1 & 2: Commissioner President Edd New called the Travis County Emergency Services District #3 (TCESD# 3, the District) Board of Commissioners' regular meeting to order at 7:00 p.m. A quorum was established with Commissioners John Villanacci, Carroll Knight, David Detwiler and Matt Escobedo in attendance. Fire department personnel present at the meeting included: Chief Wittig, Assistant Chief Ramsdell, Business Manager Herb Holloway, Firefighter Hartigan, and Guest Ian Helm.

Under Agenda Item 3: No comments were made.

Under Agenda Item 4: Ian Helm gave a presentation about the Good Good Championship Golf Event until 7:20 p.m.

Under Agenda Item 5: The minutes of the February 23, 2026 Regular meeting were reviewed. Commissioner Villanacci moved to approve. Commissioner Escobedo seconded the motion, which was carried unanimously.

Under Agenda Item 6: The Treasurers Report ending February 2026 was reviewed. Commissioner Knight moved to approve. Commissioner Detwiler seconded the motion, which was carried unanimously.

Under Agenda Item 7: Checks over \$2,000 from February 20 to March 20, 2026 were reviewed. Commissioner Escobedo moved to approve. Commissioner Detwiler seconded the motion, which was carried unanimously.

Under Agenda Item 8: The Memorandum of Understanding for Participation in Texas Emergency Management Assistance Teams was reviewed. Commissioner Villanacci moved to approve. Commissioner Knight seconded the motion, which was carried unanimously. The Memorandum was signed by President New.

Under Agenda Item 9: Chief Wittig presented the Sales Tax Statistics.

Under Agenda Item 10: Assistant Chief Ramsdell presented the Monthly Status Report.

Under Agenda Item 11: No announcements were made.

Under Agenda Item 12: President New called a closed meeting under Texas Government Code 55.074 (Deliberations about Personnel Matters) to discuss matters regarding Fire Chief J.J. Wittig at 8:10 p.m. The Closed Meeting was reopened into the Regular Meeting at 8:33 p.m. Commissioner New stated a decision was made to proceed with the organizational management plan Chief Wittig has recommended. Commissioner New moved to approve. Commissioner Villanacci seconded the motion, which was carried unanimously.

Under Agenda Item 13: It was announced that the next REGULAR Board meetings of TCESD #3 would be held on April 27, May 18, and June 22, 2026 at Station 302.

Under Agenda Item 14: Meeting was adjourned at 8:35 p.m.

NOTICE IS HEREBY GIVEN that the Board of Emergency Services Commissioners of Travis County Emergency Services District No. 3 (TCESD3) will hold a regular and publicized meeting at 7:00 p.m. on Monday, March 23, 2026 in the Community Room of TCESD3 Station 302 located at 4111 Barton Creek Blvd., Austin, Travis County, Texas. The subject of and matters to be considered at said meeting include, among other business, the following:

1. Call to order.
2. Proof of quorum.
3. General visitor communications: Receive comments from visitors.
4. Receive presentation on upcoming Good Good Championship golf event.
5. Review and approve the minutes of the February 23, 2026 regular meeting of the District.
6. Review and approval of the Treasurers' monthly report for February 2026.
7. Approve payments over \$2,000 from February 20 to March 20, 2026.
8. Approve the Board President to sign Memorandum of Understanding for participation in Texas Emergency Management Assistance Teams.
9. Review of Sales Tax Statistics
10. Review of Chief's Monthly Status Reports
 1. Significant incident runs;
 2. Statistics;
 3. Special Project Updates
11. Other Business:
 1. Report on any ESDCC activities. Announcement of the next ESDCC meeting dates.
 2. Commissioner Announcements (no action will be taken on any such announcements).
12. Under Texas Government Code 55.074 (Deliberations about Personnel Matters) the Board will call for a CLOSED MEETING to discuss matters regarding Chief J.J. Wittig.
13. Announcement of future meeting dates of the Board of ESD 03 Commissioners.
14. Adjourn.

By: _____ Herb Holloway, Business Manager

NOTE: The Board of Emergency Services Commissioners reserves the right to adjourn into Closed Meeting at any time during the course of this meeting to discuss any of the agenda items listed above as authorized by Texas Government Code, Section 551.071 (Consultation with Attorney), 551.072 (Deliberations about Real Property), 551.073 (Deliberations about Gifts and Donations), 551.074 (Personnel Matters), and 551.076 (Deliberations about Security Devices) or other applicable law. Travis County Emergency Services District Number 3 is committed to compliance with the Americans with Disabilities Act. Reasonable modification and equal access to communications will be provided upon request. Please call the District Administrative Office at 288-5534 for information. Hearing impaired or speech disabled persons equipped with telecommunication devices for the deaf may call the statewide Relay Program at 1-800-735-2988 or by dialing '711'. Visitor Communications are regular agenda items at monthly meetings of the Board of Emergency Services Commissioners of Travis County Emergency Services District Number 3. Visitors who wish to speak under Visitor's Communications must sign up before the meeting is called to order. Each person, organization or group wishing to address the Board will be allowed a maximum of three (3) minutes to speak on items on the agenda or other business of the District. Speakers may register in person at the posted location of the meeting, starting 30 minutes prior to the start of the meeting and using the form provided. The speaker will give his/her name, address, organizational affiliation, if any, and indicate the subject he/she intends to address. The Board welcomes citizen comment on any issue, but the Open Meetings Act prohibits any board action on issues not posted on the agenda. The District reserves the right to terminate any presentation by a speaker if it is disruptive of the good conduct of the meeting, or is in violation of law.

The undersigned affirms and states that he posted or caused to be posted a true and correct copy of the foregoing notice at a place convenient to the public at the Travis County ESD3 Administrative Office, 4111 Barton Creek Boulevard, Travis County, Texas, a location within said Travis County Emergency Services District Number 3 at _____ .M. on March 17, 2026

By: _____ Herb Holloway, Business Manager

Travis County ESD#3
Balance Sheet Prev Year Comparison

As of March 31, 2026

	Mar 31, 26	Mar 31, 25	\$ Change
ASSETS			
Current Assets			
Checking/Savings			
112 · Charles Swab - Cash Sweep	3,654.74	1,227.71	2,427.03
113 · Treasury Bills - RESERVE	7,930,407.94	6,153,145.67	1,777,262.27
110 · WF ADVISORS - Cash Sweep	23,626.91	269,780.43	-246,153.52
100 WF Money Market 8960	4,591,040.29	3,763,927.22	827,113.07
102 WF Checking Plus 8760	-56,013.04	200,234.64	-256,247.68
103 WF RESERVE Savings 7928	818,657.67	813,885.33	4,772.34
104 WF General CDs	0.00	1,450,000.00	-1,450,000.00
105 WF RESERVE CDs	0.00	960,000.00	-960,000.00
107 WF 2005 & 2013 Bond Debt	4.25	113,466.76	-113,462.51
108 TexPool Investment 001	8,989,181.78	6,691,733.00	2,297,448.78
109 TexPool RESERVE 002	711,944.65	683,592.89	28,351.76
115 Petty Cash	145.00	145.00	0.00
Total Checking/Savings	23,012,650.19	21,101,138.65	1,911,511.54
Accounts Receivable			
125 Accounts Receivable	2,200.00	41,754.50	-39,554.50
Total Accounts Receivable	2,200.00	41,754.50	-39,554.50
Other Current Assets			
Accounts Receivable - Audit	0.00	16,083.00	-16,083.00
Deferred Inflow	0.00	-15,482.00	15,482.00
123 · Sales Tax Receivable	1,023,607.66	965,682.56	57,925.10
1021 Texas Compt. Reserve Acct	8,903.33	9,132.56	-229.23
120 A/R Property Taxes 1yr +	131,703.94	147,209.15	-15,505.21
121 Allowance for Doubtful A/Cs	0.00	-22,081.00	22,081.00
131 · Prepaid Expenses	324,898.34	292,254.35	32,643.99
Total Other Current Assets	1,489,113.27	1,392,798.62	96,314.65
Total Current Assets	24,503,963.46	22,535,691.77	1,968,271.69
Fixed Assets			
Land and Land Improvements	1,350,661.00	1,350,661.00	0.00
Fire Trucks and Vehicles	3,662,975.70	3,630,794.70	32,181.00
Office and Other Equipment	1,283,809.42	1,135,763.42	148,046.00
Buildings	7,452,493.73	7,367,126.73	85,367.00
Accumulated Depreciation	-6,279,279.15	-5,730,768.15	-548,511.00
Total Fixed Assets	7,470,660.70	7,753,577.70	-282,917.00
TOTAL ASSETS	31,974,624.16	30,289,269.47	1,685,354.69

Travis County ESD#3
Balance Sheet Prev Year Comparison
As of March 31, 2026

	Mar 31, 26	Mar 31, 25	\$ Change
LIABILITIES & EQUITY			
Liabilities			
Current Liabilities			
Other Current Liabilities			
Accounts Payable - Audit	103,461.29	42,063.26	61,398.03
200 Deferred Revenue - Prop Tax	131,703.94	125,128.15	6,575.79
260 Accrued salaries payable	56,538.07	256,649.98	-200,111.91
Total Other Current Liabilities	<u>291,703.30</u>	<u>423,841.39</u>	<u>-132,138.09</u>
Total Current Liabilities	291,703.30	423,841.39	-132,138.09
Long Term Liabilities			
Accrued Vacation Payable	436,392.00	395,966.00	40,426.00
2013 Limited Bonds	0.00	80,000.00	-80,000.00
Total Long Term Liabilities	<u>436,392.00</u>	<u>475,966.00</u>	<u>-39,574.00</u>
Total Liabilities	728,095.30	899,807.39	-171,712.09
Equity			
Investment in Fixed Assets	8,121,208.52	7,775,614.52	345,594.00
Fund Balance - Unassigned	17,457,444.47	17,269,188.50	188,255.97
Fund Balance - Assigned	3,802,866.27	1,298,798.80	2,504,067.47
Net Revenue	1,865,009.60	3,045,860.26	-1,180,850.66
Total Equity	<u>31,246,528.86</u>	<u>29,389,462.08</u>	<u>1,857,066.78</u>
TOTAL LIABILITIES & EQUITY	<u><u>31,974,624.16</u></u>	<u><u>30,289,269.47</u></u>	<u><u>1,685,354.69</u></u>

Travis County ESD#3
Revenue & Expense Prev Year Comparison
 March 2026

	Mar 26	Mar 25	\$ Change
Revenue and Expense			
Revenue			
407 INTEREST	32,380.94	59,023.07	-26,642.13
410 PROPERTY TAX	46,222.75	60,001.48	-13,778.73
415 SALES TAX ALLOCATION	454,251.36	465,947.06	-11,695.70
435 FACILITY RENTAL	150.00	900.00	-750.00
470 FIRE ACADEMY FEES	0.00	4,300.00	-4,300.00
471 EMT SCHOOL FEES	0.00	48.00	-48.00
490 WORKERS' COMP RECEIPTS	5,084.00	0.00	5,084.00
493 REIMBURSEMENTS	0.00	47,671.14	-47,671.14
Total Revenue	538,089.05	637,890.75	-99,801.70
Expense			
500 COST OF REVENUE ACQUISITION	14,977.05	14,315.75	661.30
600 EMERGENCY RESPONSE	51,782.06	89,490.62	-37,708.56
630 CONTINUED EDUCATION	13,786.13	11,444.91	2,341.22
640 HUMAN RESOURCES	756,395.98	554,341.86	202,054.12
650 ADMINISTRATION	48,001.17	31,568.83	16,432.34
670 PREVENTION/PUBLIC EDUCATION	3,524.50	1,969.00	1,555.50
Total Expense	888,466.89	703,130.97	185,335.92
Net Revenue	-350,377.84	-65,240.22	-285,137.62

Travis County ESD#3
Revenue & Expense Prev Year Comparison
October 2025 through March 2026

	Oct '25 - Mar 26	Oct '24 - Mar 25	\$ Change
Revenue and Expense			
Revenue			
407 INTEREST	383,130.35	322,443.26	60,687.09
410 PROPERTY TAX	3,554,776.64	3,058,262.06	496,514.58
415 SALES TAX ALLOCATION	3,244,422.20	3,062,082.16	182,340.04
435 FACILITY RENTAL	2,995.00	17,854.00	-14,859.00
470 FIRE ACADEMY FEES	43,921.90	62,218.73	-18,296.83
471 EMT SCHOOL FEES	-3,555.00	7,964.45	-11,519.45
480 DONATIONS	4,750.00	4,000.00	750.00
485 MISCELLANEOUS	2,384.08	350.52	2,033.56
490 WORKERS' COMP RECEIPTS	5,084.00	0.00	5,084.00
493 REIMBURSEMENTS	185,658.37	594,361.60	-408,703.23
Total Revenue	7,423,567.54	7,129,536.78	294,030.76
Expense			
500 COST OF REVENUE ACQUISITION	94,695.09	88,554.73	6,140.36
600 EMERGENCY RESPONSE	1,854,419.95	369,344.11	1,485,075.84
630 CONTINUED EDUCATION	101,865.51	73,575.56	28,289.95
640 HUMAN RESOURCES	3,293,001.68	3,314,016.57	-21,014.89
650 ADMINISTRATION	199,730.57	222,612.67	-22,882.10
670 PREVENTION/PUBLIC EDUCATION	14,845.14	10,941.88	3,903.26
685 MACKEY FIELD	0.00	4,631.00	-4,631.00
Total Expense	5,558,557.94	4,083,676.52	1,474,881.42
Net Revenue	1,865,009.60	3,045,860.26	-1,180,850.66

Travis County ESD#3
Revenue & Expense Budget vs. Actual
 October 2025 through March 2026

	Oct '25 - Mar 26	Budget	\$ Over Budget
Revenue and Expense			
Revenue			
407 INTEREST	383,130.35	287,094.00	96,036.35
410 PROPERTY TAX	3,554,776.64	3,601,150.65	-46,374.01
415 SALES TAX ALLOCATION	3,244,422.20	2,466,696.00	777,726.20
435 FACILITY RENTAL	2,995.00	6,302.00	-3,307.00
470 FIRE ACADEMY FEES	43,921.90	37,500.00	6,421.90
471 EMT SCHOOL FEES	-3,555.00	5,520.00	-9,075.00
480 DONATIONS	4,750.00	3,000.00	1,750.00
485 MISCELLANEOUS	2,384.08	0.00	2,384.08
490 WORKERS' COMP RECEIPTS	5,084.00	0.00	5,084.00
493 REIMBURSEMENTS	185,658.37	0.00	185,658.37
Total Revenue	7,423,567.54	6,407,262.65	1,016,304.89
Expense			
500 COST OF REVENUE ACQUISITION	94,695.09	70,272.00	24,423.09
600 EMERGENCY RESPONSE	1,854,419.95	1,922,676.00	-68,256.05
630 CONTINUED EDUCATION	101,865.51	142,728.00	-40,862.49
640 HUMAN RESOURCES	3,293,001.68	3,404,220.00	-111,218.32
650 ADMINISTRATION	199,730.57	259,536.00	-59,805.43
670 PREVENTION/PUBLIC EDUCATION	14,845.14	17,046.00	-2,200.86
685 MACKEY FIELD	0.00	0.00	0.00
Total Expense	5,558,557.94	5,816,478.00	-257,920.06
Net Revenue	1,865,009.60	590,784.65	1,274,224.95

Travis County ESD#3
Profit & Loss
 October 2025 through March 2026

Oct '25 - Mar 26

Revenue and Expense

Revenue

407 INTEREST	383,130.35
410 PROPERTY TAX	
4101 Prop Tax Current	3,531,412.86
4102 Prop Tax Prior	23,363.78
Total 410 PROPERTY TAX	3,554,776.64
415 SALES TAX ALLOCATION	3,244,422.20
435 FACILITY RENTAL	
4351 BC Room Rental	950.00
4352 Mackey Field rental	2,045.00
Total 435 FACILITY RENTAL	2,995.00
470 FIRE ACADEMY FEES	43,921.90
4739 · EMT Academy 29	0.00
4738 · EMT Academy 27	-780.00
4737 · EMT Academy 26	-1,275.00
4736 - EMT Academy 25	-1,500.00
Total 471 EMT SCHOOL FEES	-3,555.00
General Donations	3,100.00
480 DONATIONS - Other	1,650.00
Total 480 DONATIONS	4,750.00
485 MISCELLANEOUS	2,384.08
4902 Workers' Comp.	5,084.00
Total 490 WORKERS' COMP RECEIPTS	5,084.00
493 REIMBURSEMENTS	
4934 TIFMAS	85,541.67
493 REIMBURSEMENTS - Other	100,116.70
Total 493 REIMBURSEMENTS	185,658.37
Total Revenue	7,423,567.54

Expense

500 COST OF REVENUE ACQUISITION	
501 Prop Tax Coll & Val fees	23,806.64
502 Sales Tax Collection Costs	70,888.45
Total 500 COST OF REVENUE ACQUISITION	94,695.09
600 EMERGENCY RESPONSE	
601 Apparatus	1,352,255.60
602 Pagers	200.00
603 Dispatch & Communications	75,854.10
604 Fuel	9,264.82
605 SCBA Maintenance	172,963.65

Travis County ESD#3
Profit & Loss
October 2025 through March 2026

	<u>Oct '25 - Mar 26</u>
606 Vehicle Maint & Repairs	49,395.42
608 Vehicle Supplies	92,098.62
609 Uniforms & Protective Gear	40,751.46
611 Supplies - EMS	26,116.28
613 Auto Insurance	35,520.00
Total 600 EMERGENCY RESPONSE	<u>1,854,419.95</u>
630 CONTINUED EDUCATION	
631 Training - EMS	1,552.27
632 Training - Fire & Rescue	41,654.60
633 Seminars & Conferences	35,158.12
634 Fire Academy	23,190.52
635 EMT Certification School	310.00
Total 630 CONTINUED EDUCATION	<u>101,865.51</u>
640 HUMAN RESOURCES	
641 Benefits & Payroll Tax	827,892.08
642 Payroll	2,462,556.93
644 Certifications	2,552.67
Total 640 HUMAN RESOURCES	<u>3,293,001.68</u>
650 ADMINISTRATION	
651 Building Maint.	64,172.02
652 Office Supplies	2,785.63
653 Station Supplies	10,637.48
654 Bank Fees	
6541 SCHWAB Tex Reg Bank Fees	9,813.09
654 Bank Fees - Other	2,049.89
Total 654 Bank Fees	<u>11,862.98</u>
655 Dues & Subscriptions	7,868.75
656 Information Technology	7,480.98
657 Postage & Handling	1,249.15
658 Property & Liability Insura	40,129.00
659 Professional Services	1,147.50
660 Public Notices/Articles	528.00
661 Telephone	3,924.86
662 Utilities	44,847.48
666 Contract Services	3,096.74
Total 650 ADMINISTRATION	<u>199,730.57</u>
670 PREVENTION/PUBLIC EDUCATION	
672 Public Education	14,845.14
Total 670 PREVENTION/PUBLIC EDUCATION	<u>14,845.14</u>
Total Expense	<u>5,558,557.94</u>
Net Revenue	<u><u>1,865,009.60</u></u>

**TRAVIS COUNTY ESD #3
PROPERTY TAX REVENUE COLLECTION COMPARISON**

	FISCAL YEAR ENDING				Compared to prior year	
	2025		2026		Month \$	
	For all prior to 2024 taxes	For Current 2024-2025	For all prior to 2024 taxes	For Current 2025-2026		
OCT	\$1,044	\$0	\$2,819	\$0	\$0	0%
NOV	\$19,235	\$37,586	\$935	\$97,017	\$59,431	158%
DEC	\$1,297	\$1,140,307	\$11,535	\$1,392,684	\$252,377	22%
JAN	\$1,019	\$1,623,215	\$4,350	\$1,576,446	-\$46,769	-3%
FEB	\$382	\$179,075	\$4,063	\$434,703	\$255,628	143%
MAR	-\$1,453	\$59,344	\$2,247	\$31,894	-\$27,450	-46%
APR	\$241	\$9,669			-\$9,669	-100%
MAY	-\$103	\$15,681			-\$15,681	-100%
JUN	\$777	\$3,484			-\$3,484	-100%
JUL	-\$1,963	\$14,889			-\$14,889	-100%
AUG	-\$19	\$4,249			-\$4,249	-100%
SEPT	-\$965	\$2,919			-\$2,919	-100%
YEAR	\$19,491	\$3,090,417	\$25,949	\$3,532,744	\$442,327	
	\$	3,109,909		\$3,558,693		
			2025-26 Tax Levy	\$3,663,090		

NET CERTIFIED TAXABLE PROPERTY VALUE UPDATES FROM TCAD

Rec'd	FISCAL YEAR ENDING				Inc/(Dec) from	
	2025		2026		Prior Year \$	Prior Year %
	2024	2025	2025	2026		
OCT	\$5,555,074,925	\$5,971,584,957	\$5,971,584,957	\$6,211,657,446	\$240,072,489	96%
NOV	\$5,555,074,925	\$5,971,383,511	\$5,971,584,957	\$6,211,657,446	\$240,072,489	96%
DEC	\$5,555,074,925	\$5,971,383,511	\$5,971,584,957	\$6,211,657,446	\$240,072,489	96%
JAN	\$5,555,074,925	\$5,959,663,222	\$5,971,584,957	\$6,211,657,446	\$240,072,489	96%
FEB	\$5,527,847,891	\$5,957,214,081	\$5,971,584,957	\$6,211,657,446	\$240,072,489	96%
MAR	\$5,824,520,221	\$5,960,793,784	\$5,971,584,957	\$6,788,988,887	\$817,403,930	88%
APR	\$5,824,520,221	\$5,960,793,784			\$0	#DIV/0!
MAY	\$5,824,520,221	\$5,960,793,784			\$0	#DIV/0!
JUN	\$5,530,028,973	\$6,142,977,998			\$0	#DIV/0!
JUL	\$5,530,028,973	\$6,142,977,998			\$0	#DIV/0!
AUG	\$5,978,769,295	\$6,228,308,479			\$0	#DIV/0!
SEPT	\$5,971,584,957	\$6,228,308,479			\$0	#DIV/0!

2018-2019 Tax Levy on 6,028 Parcels is \$3,281,236,467 at a tax rate of .0975
 2019-2020 Tax Levy on 6,025 Parcels is \$3,504,957,784 at a tax rate of .0800
 2020-2021 Tax Levy on 6,069 Parcels is \$3,677,674,279 at a tax rate of .0790
 2021-2022 Tax Levy on 6,056 Parcels is \$4,022,828,637 at a tax rate of .0650
 2022-2023 Tax Levy on 6,056 Parcels on \$4,974,785,781 would compute to a NO NEW tax rate of .0538
 ADOPTED RATE FOR 2022-2023 is .0450 or \$2,227,447 in taxes
 2023-2024 NO NEW tax rate is .0411
2024-2025 Tax Levy on \$5,971,584,957 at .0530 would levy \$3,164,940 in taxes
2025-2026 Tax Levy on \$6,228,308,479 at .059000 would levy \$3,674,702 in taxes
 2026-2027 Tax Levy on \$6,788,988,887 at . 59000 would levy \$4,005,503 (No New Taxes CAP) - de minimis

Checks over \$2,000 for the period of March 19 to April 23, 2026

<u>Date</u>	<u>Num</u>	<u>Name</u>	<u>Memo</u>	<u>Amount</u>
3/26/2026	Draft	Costco Visa	Multiple Charges	\$20,097.76
3/31/2026	Draft	Paychex	Employee 457 & Roth Contribution	\$16,934.32
3/31/2026	Draft	Paychex	Employer 401 Matching	\$36,394.89
3/31/2026	Draft	Paychex	Net Payroll	\$144,452.18
3/31/2026	Draft	Paychex	Employment Taxes	\$60,040.17
4/1/2026	Draft	Money Market	Transfer for April Operations	\$600,000.00
4/15/2026	Draft	Paychex	Employee 457 & Roth Contribution	\$15,182.65
4/15/2026	Draft	Paychex	Employer 401 Matching	\$32,478.22
4/15/2026	Draft	Paychex	Net Payroll	\$131,792.15
4/15/2026	Draft	Paychex	Employment Taxes	\$50,657.13
4/17/2026	19738	Silsbee Ford, Inc.	New Training Vehicle	\$57,140.00
4/17/2026	19744	BielsteinIT, LLC	IT Services	\$2,208.00
4/17/2026	19748	City of Austin Fleet	Fuel	\$2,810.91
4/17/2026	19749	City of Austin Radio Communications	Radio Repairs	\$5,068.51
4/17/2026	19751	Delta Industrial Services	Nine Sets of Bunker Gear	\$12,508.55
4/17/2026	19752	Employee Services LLC	Annual Employee Assistance Program	\$2,650.00
4/17/2026	19756	Heat Safety Equipment	Three RIT Packs	\$14,880.08
4/17/2026	19763	Leif Johnson Ford	Replaced Motor in Brush 303 TIFMAS	\$31,323.69
4/17/2026	19764	Maxwell, Locke & Ritter	2025 Audit	\$19,500.00
4/17/2026	19769	TAC	Health Insurance	\$50,771.86
4/17/2026	19772	The Hartford	Accident Insurance	\$4,517.98
4/17/2026	19773	Travis County ESD #8	ReSet Class for 4 Firefighters	\$2,000.00
4/17/2026	19775	Waste Management of Texas	Trash Service	\$3,141.08

Oak Hill Fire Department
Travis County Emergency Services District #3

Station 301
Circle Drive
9211 Circle Drive
Austin, Texas 78736
512-288-5576
Fax 512-288-5903



Station 302
Barton Creek
4111 Barton Creek
Austin, Texas 78735
Admin 512-288-5534
Fax 512-288-5844

April 2026 Sales Tax Summary

The April allocation reflects sales made during the month of February.

Our April 2026 sales tax allocation was \$518,155 which was up 15.8% (+\$70,794) compared to April 2025 and up 7.2% (+\$249,169) fiscal year to date compared to last fiscal year.

Our top 10 large companies accounted for 58.2%, our top 30 large companies accounted for 69.7%, and our top 100 large companies accounted for 82.3% of our total fiscal year to date collections.

Compared to April 2025, we saw notable increases from Omni Barton Creek, Vaughan & Sons, McCoy's, and one landscaping company. We continued to see decreases from several other landscaping and concrete businesses. There were also several companies remitting payments for the first time this month, one of which is a golf-centric company that we are researching to better understand their business for future planning.

April - Sales Tax Allocations by Year

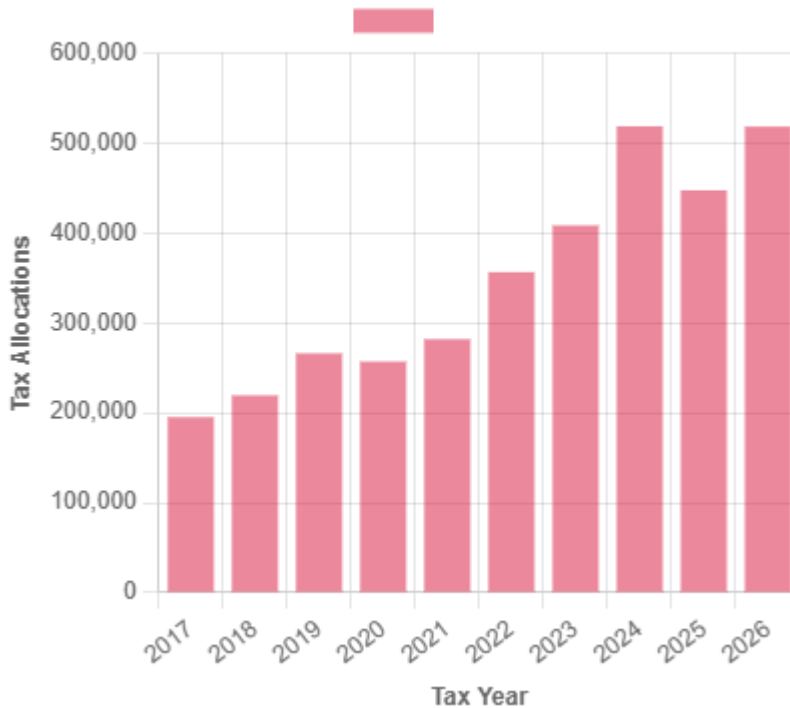


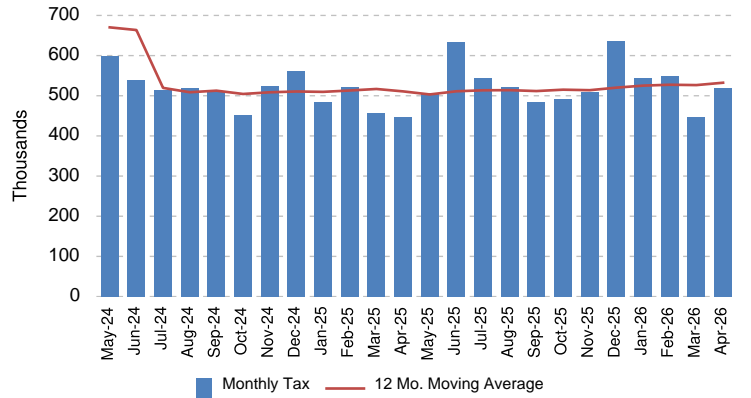
Chart Source: Municipal Advisory Council of Texas (mactexas.com)

SALES TAX SNAPSHOT Travis Co Esd 3 Apr-26

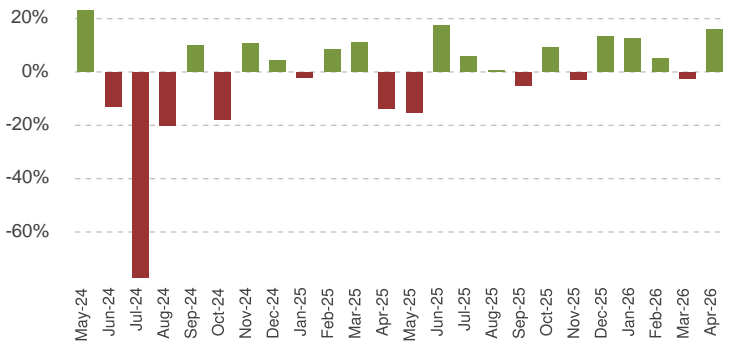
Sales Tax Net Payments

FY Mo.	FY2025	FY2026	YoY % Change
Oct	\$ 451,558	\$ 492,877	9.2%
Nov	\$ 524,331	\$ 509,716	-2.8%
Dec	\$ 561,125	\$ 636,182	13.4%
Jan	\$ 484,410	\$ 545,032	12.5%
Feb	\$ 522,529	\$ 549,232	5.1%
Mar	\$ 457,962	\$ 447,250	-2.3%
Apr	\$ 447,360	\$ 518,155	15.8%
May	\$ 507,439		
Jun	\$ 633,163		
Jul	\$ 544,161		
Aug	\$ 522,210		
Sep	\$ 483,708		
FYTD	\$ 3,449,274	\$ 3,698,444	7.2%
FY Total	\$ 6,139,955		

Sales Tax Net Payments Trend



Sales Tax Net Payments Change - YoY



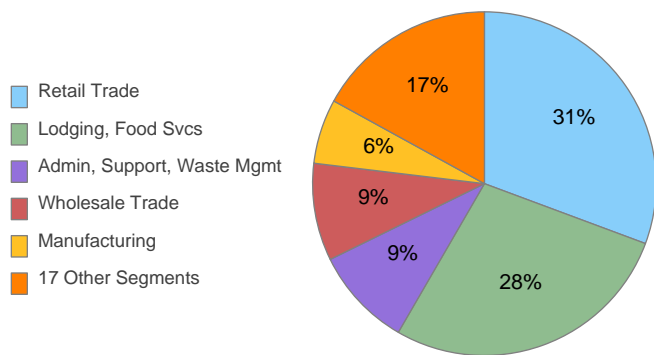
Top 10 Taxpayers

Rank	Company	FYTD Collections	% Total
1	OMNI BARTON CREEK INC.		
2	VAUGHAN & SONS INC.		
3	AMAZON.COM SERVICES LLC (MARKETPLACE)		
4	AMAZON.COM SERVICES LLC		
5	MCCOY CORPORATION		
6	AUSTIN READY-MIX LLC		
7	TOP CHOICE LAWN CARE LLC		
8	DISCOUNT TIRE COMPANY OF TEXAS INC.		
9	FP LEGACY LANDSCAPING LLC		
10	GROVE LANDSCAPES LLC		
Top 10 Companies		\$ 2,198,390	58.2%
5651 Other Large Companies		\$ 1,502,359	39.8%
Small Companies/Other		\$ 67,340	1.8%
Single Local Tax Rate (SLT)		\$ 6,583	0.2%
Total		\$ 3,774,671	100.0%

Industry Segment Collections Trend - YoY % Chg

SEGMENT	Nov	Dec	Jan	Feb	Mar	Apr
Retail Trade	5.9%	7.6%	8.1%	-1.5%	11.7%	0.4%
Lodging, Food Svcs	0.9%	-4.4%	8.4%	12.5%	0.5%	28.7%
Admin, Support, Waste Mgmt	-21.8%	-7.6%	-21.9%	-5.6%	-24.2%	22.6%
Wholesale Trade	6.2%	246.7%	144.7%	80.8%	38.0%	72.2%
Manufacturing	-15.7%	-20.2%	-13.3%	8.2%	-14.1%	-1.3%
All Others	-11.7%	1.8%	6.5%	-8.2%	-20.1%	-1.1%
Total Collections	-3.3%	13.7%	11.8%	4.7%	-2.6%	16.1%

Sales Tax Collections by Industry Segment



Travis Co Esd 3
SALES TAX PAYMENT DETAIL

Apr-26

Fiscal Year: Oct-Sep

COLLECTIONS	Apr-25	Apr-26	Chg. \$ Chg. %	Prior FYTD	Current FYTD	Chg. \$ Chg. %
Current Period	430,788	503,436	72,648 16.9%	3,356,856	3,564,348	207,492 6.2%
Prior Period	9,672	17,316	7,644 79.0%	49,171	126,487	77,316 157.2%
Future Period	6,147	3,526	(2,621) -42.6%	44,586	32,296	(12,290) -27.6%
Audit	4,294	(819)	(5,113) -119.1%	24,338	2,363	(21,976) -90.3%
Unidentified	157	207	50 31.7%	976	891	(85) -8.7%
Single Local Tax Rate	5,239	6,583	1,344 25.7%	42,451	48,286	5,835 13.7%
TOTAL	456,297	530,249	73,952 16.2%	3,518,379	3,774,671	256,292 7.3%
Service Fee	(9,126)	(10,605)	(1,479) -16.2%	(70,368)	(75,493)	(5,126) -7.3%
Current Retained	(8,943)	(10,393)	(1,449) -16.2%	(68,960)	(73,984)	(5,023) -7.3%
Prior Retained	9,133	8,903	(229) -2.5%	70,223	73,249	3,026 4.3%
NET PAYMENT	447,360	518,155	70,794 15.8%	3,449,274	3,698,444	249,169 7.2%

Travis Co Esd 3
TOP 30 COMPANIES RANK and CHANGE SUMMARY
Apr-26

Fiscal Year: Oct-Sep

Rank*	Company	NAICS Key	Prior	Current	Change \$	Change %	Current
			Fiscal YTD Sales Tax Collections	Fiscal YTD Sales Tax Collections			Fiscal YTD % Total Collections
1	OMNI BARTON CREEK INC.	22					
2	VAUGHAN & SONS INC.	8					
3	AMAZON.COM SERVICES LLC (MARKETPLACE)	9					
4	AMAZON.COM SERVICES LLC	9					
5	MCCOY CORPORATION	9					
6	AUSTIN READY-MIX LLC	5					
7	TOP CHOICE LAWN CARE LLC	18					
8	DISCOUNT TIRE COMPANY OF TEXAS INC.	9					
9	FP LEGACY LANDSCAPING LLC	9					
10	GROVE LANDSCAPES LLC	18					
TOP 10 LARGE** COMPANIES			1,907,479	2,198,390	290,910	15.3%	58.2%
11	APPLE INC.	5					
12	SITEPRO RENTALS INC.	15					
13	YARDDOC LLC	18					
14	A. M. PETROLEUM INC.	9					
15	AUSTIN EAGLE MANAGEMENT SERVICES LTD.	16					
16	WASTEWATER OPERATIONS LLC	4					
17	J.J. ORION LLC	9					
18	J MAASS INC	4					
19	CITY OF AUSTIN	24					
20	ELEMENTS GROUP AUSTIN LLC	18					
21	NEW CINGULAR WIRELESS PCS LLC	12					
22	BAREFOOT MOSQUITO AND PEST CONTROL LLC	18					
23	PEDERNALES ELECTRIC COOPERATIVE INC.	3					
24	MAGELLAN CRUDE OIL PIPELINE COMPANY L.P.	10					
25	TEXAS DISPOSAL SYSTEMS INC.	18					
26	EBAY INC.	9					
27	MOM'S CONVENIENCE STORE INC.	9					
28	BLUE CHEM INC.	18					
29	PRASLA ENTERPRISE A TEXAS FOR PROFIT CORPORAT	9					
30	SUMMERMOON COFFEE LLC	22					
TOP 30 LARGE COMPANIES			2,467,273	2,631,938	164,665	6.7%	69.7%
TOP 100 LARGE COMPANIES			2,941,495	3,107,579	166,084	5.6%	82.3%
5,560 OTHER LARGE COMPANIES			514,584	593,170	78,586	15.3%	15.7%
SMALL COMPANIES \& OTHER			19,849	25,637	5,787	29.2%	0.7%
SINGLE LOCAL TAX RATE COLLECTIONS (SLT)			42,451	48,286	5,835	13.7%	1.3%
TOTAL COLLECTIONS			3,518,379	3,774,671	256,292	7.3%	100.0%
STATE COMPTROLLER FEES			69,105	76,228	7,123	10.3%	2.0%
NET PAYMENTS			3,449,274	3,698,444	249,169	7.2%	98.0%

* Ranked by Total of Last Fiscal Year + Current Fiscal YTD

** Businesses whose detailed sales tax data is available

©2026
All Rights Reserved

Travis Co Esd 3
INDUSTRY SEGMENT RANK & CHANGE
Apr-26

Fiscal Year: Oct-Sep

INDUSTRY SEGMENT*	% Total Current YTD Collections	Prior Fiscal YTD Sales Tax Collections	Current Fiscal YTD Sales Tax Collections	Change	
				\$	%
Retail Trade	30.7%	1,061,254	1,137,179	75,925	7.2%
Lodging, Food Svcs	27.2%	927,938	1,008,392	80,454	8.7%
Admin, Support, Waste Mgmt	8.4%	345,481	309,285	(36,196)	-10.5%
Wholesale Trade	12.0%	242,473	443,125	200,652	82.8%
Manufacturing	5.5%	229,792	204,298	(25,494)	-11.1%
Top 5	83.8%	2,806,938	3,102,279	295,341	10.5%
Construction	2.7%	118,116	101,196	(16,920)	-14.3%
Other Services	2.6%	85,894	95,232	9,338	10.9%
Prof, Scientific, Tech Svcs	2.0%	113,205	75,037	(38,169)	-33.7%
Real Estate, Rental, Leasing	1.8%	79,696	65,929	(13,768)	-17.3%
Information excl. Telecom	2.2%	61,505	83,067	21,562	35.1%
Telecom	1.6%	63,178	58,456	(4,722)	-7.5%
Recreation, Arts, Entmt	1.0%	38,660	38,476	(183)	-0.5%
Public Admin	0.6%	26,697	20,886	(5,812)	-21.8%
Transportation, Warehousing	0.3%	18,413	11,699	(6,714)	-36.5%
Utilities	0.4%	15,724	14,484	(1,240)	-7.9%
Ag, Forestry, Fishing, Hunting	0.5%	15,850	17,402	1,552	9.8%
Education Services	0.2%	8,684	8,947	263	3.0%
Unidentified	0.1%	813	2,370	1,557	191.6%
Financial, Insurance	0.1%	1,017	4,230	3,213	316.0%
Health Care, Social Assistance	0.0%	1,627	947	(680)	-41.8%
Mining, Oil/Gas Extr	0.0%	60	55	(5)	-8.8%
Company, Enterprise Mgmt	0.0%	1	58	57	4180.1%
All Other	16.2%	649,141	598,470	(50,671)	-7.8%
TOTAL COLLECTIONS	100.0%	3,456,079	3,700,749	244,670	7.1%

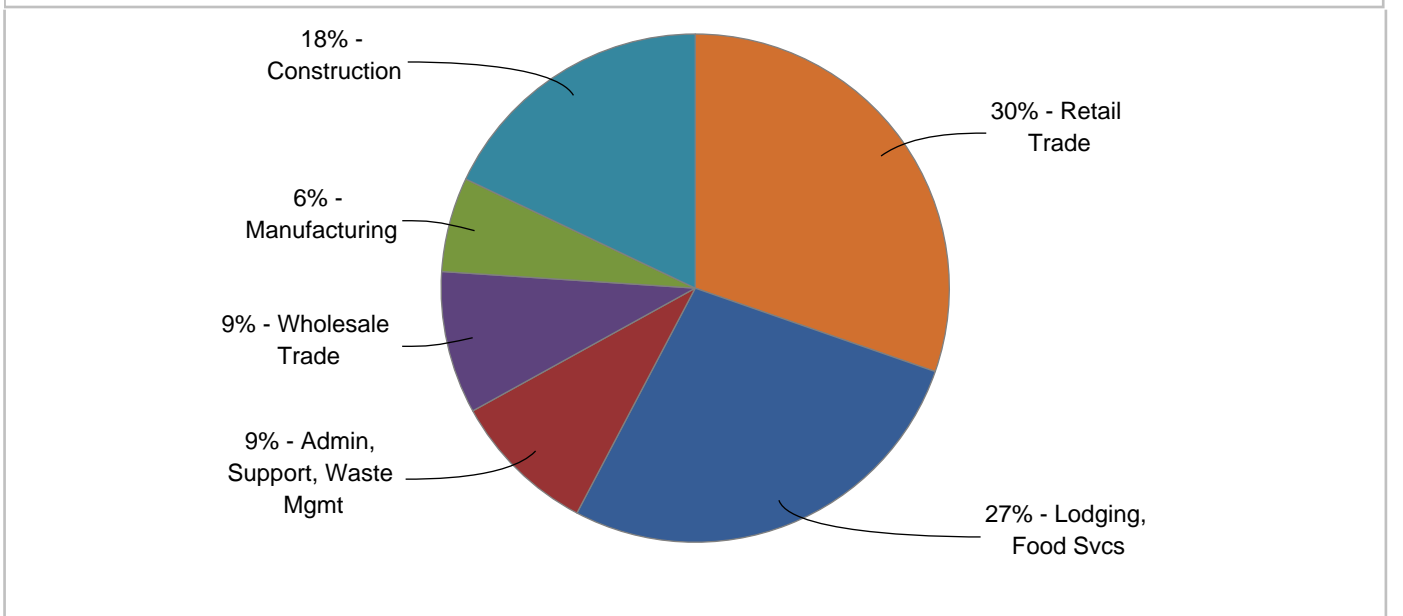
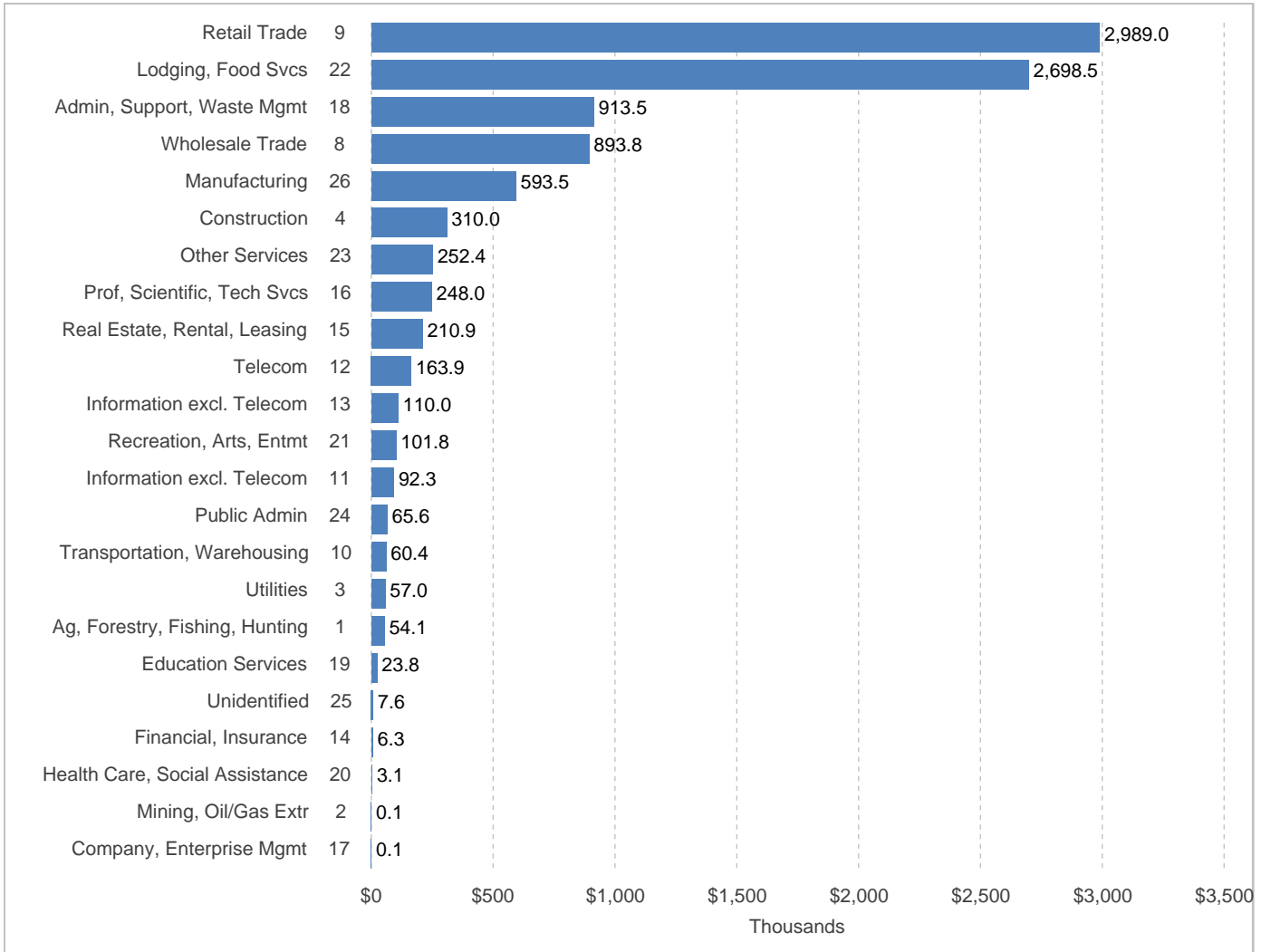
INDUSTRY SEGMENT	% Change from same month Prior Year					
	Nov	Dec	Jan	Feb	Mar	Apr
Retail Trade	5.9%	7.6%	8.1%	-1.5%	11.7%	0.4%
Lodging, Food Svcs	0.9%	-4.4%	8.4%	12.5%	0.5%	28.7%
Admin, Support, Waste Mgmt	-21.8%	-7.6%	-21.9%	-5.6%	-24.2%	22.6%
Wholesale Trade	6.2%	246.7%	144.7%	80.8%	38.0%	72.2%
Manufacturing	-15.7%	-20.2%	-13.3%	8.2%	-14.1%	-1.3%
All Others	-11.7%	1.8%	6.5%	-8.2%	-20.1%	-1.1%
TOTAL COLLECTIONS	-3.3%	13.7%	11.8%	4.7%	-2.6%	16.1%

* Ranked by Current + Prior YTD Collections

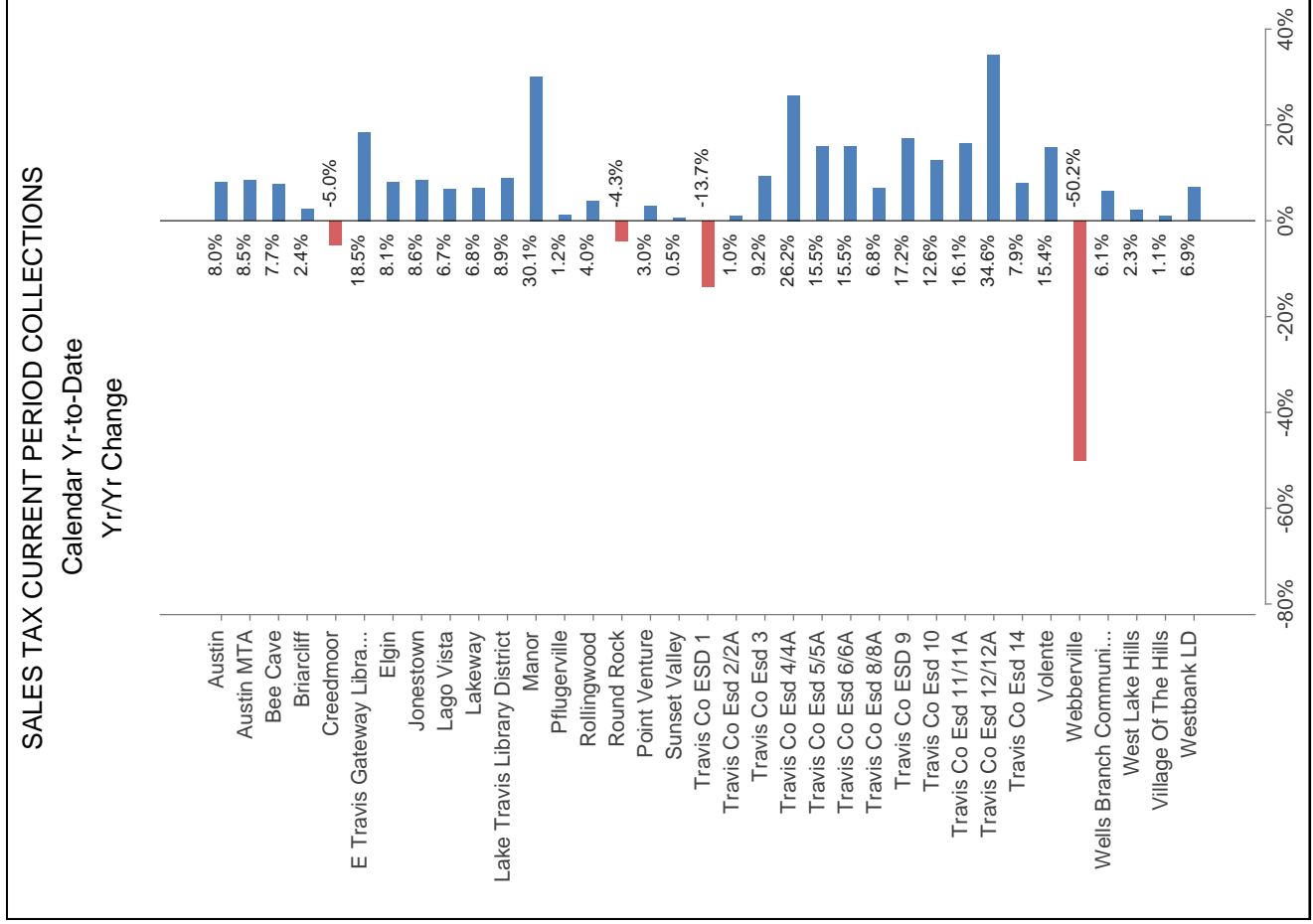
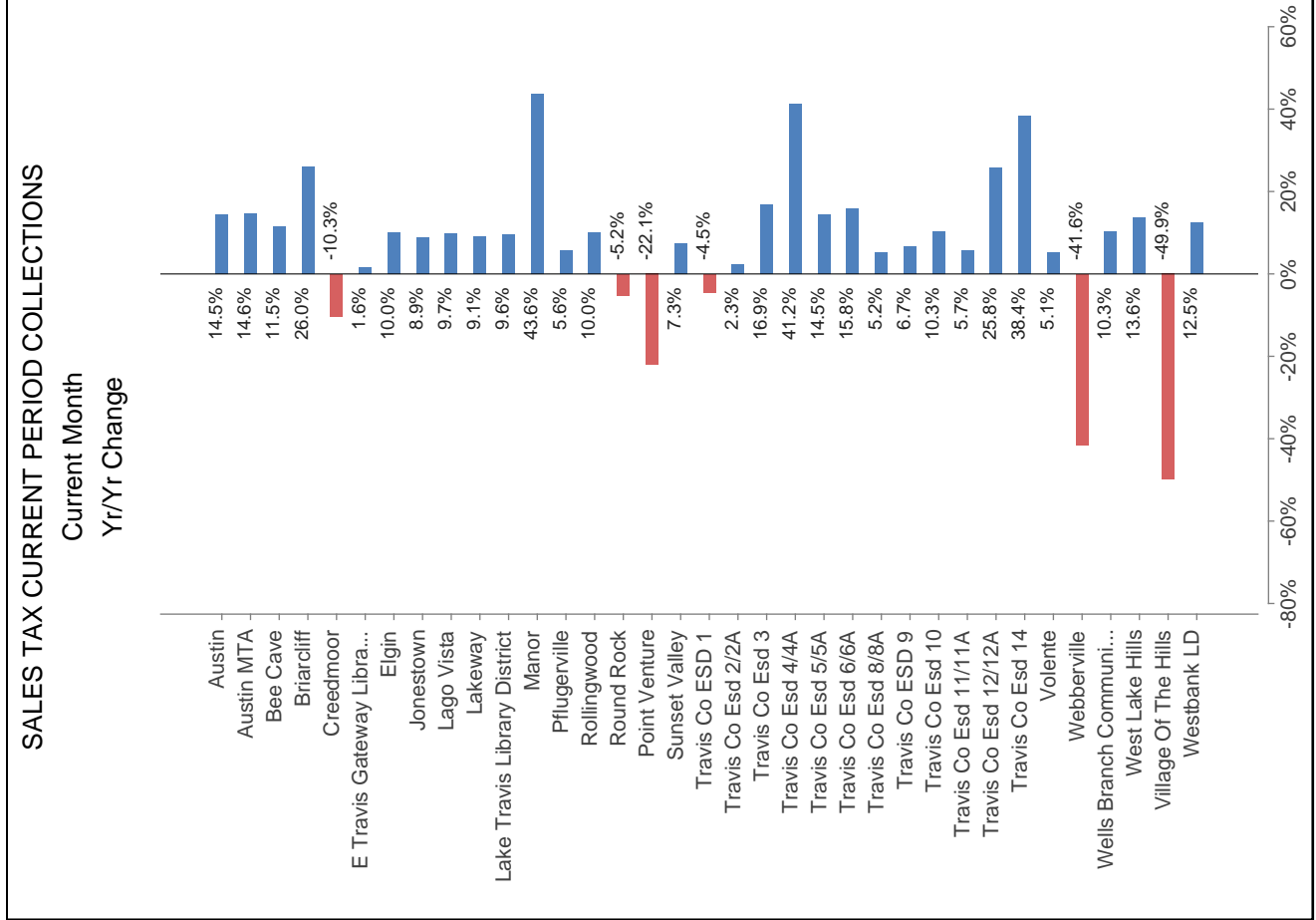
Data Source: Texas Comptroller of Public Accounts
Analysis: HdL Companies

©2026 All Rights Reserved

Travis Co Esd 3
INDUSTRY SEGMENT SALES TAX RANK & DISTRIBUTION
 (Prior Fiscal Year + Current Fiscal Year-to-Date)
 Apr-26



SALES TAX TREND
TRAVIS COUNTY
Apr-26



NAICS KEY

Code	Industry Segment
1	Ag, Forestry, Fishing, Hunting
2	Mining, Oil/Gas Extr
3	Utilities
4	Construction
5	Manufacturing
6	Included in Key No. 5
7	Included in Key No. 5
8	Wholesale Trade
9	Retail Trade
10	Transportation, Warehousing
11	Information excl. Telecom
12	Telecom
13	Included in Key No. 11
14	Financial, Insurance
15	Real Estate, Rental, Leasing
16	Prof, Scientific, Tech Svcs
17	Company, Enterprise Mgmt
18	Admin, Support, Waste Mgmt
19	Education Services
20	Health Care, Social Assistance
21	Recreation, Arts, Entmt
22	Lodging, Food Svcs
23	Other Services
24	Public Admin
25	Unidentified

Oak Hill Fire Department
Travis County Emergency Services District #3

Station 301
Circle Drive
9211 Circle Drive
Austin, Texas 78736
512-288-5576
Fax 512-288-5903



Station 302
Barton Creek
4111 Barton Creek
Austin, Texas 78735
Admin 512-288-5534
Fax 512-288-5844

March 2026 Operations Report

Significant Events

March 11 (C) – Law Enforcement Support – AutoAid Received (Austin) – 9600 Highway 290

[Engine 301] Engine 301 responded to a reported "alert 2." On arrival, E301 found a small fixed-wing aircraft parked on the eastbound side of Highway 290 facing eastbound. E301 crew made contact with the pilot, who was speaking to TCSO Deputies who were already on scene. Pilot was uninjured, so E301 asked the pilot if the aircraft was fully de-energized. Pilot entered the aircraft and confirmed it was fully shut down. E301 crew then chocked the wheels. E301 remained on scene until clearance was given to push the aircraft off of Highway 290. E301 crew assisted pushing the aircraft onto Derecho Drive and then cleared the scene.

[Battalion 302] BAT302 was dispatched with other units on a reported Alert 2 with possible aircraft down. Report was given over the radio that a small plane performed an emergency landing on Highway 290 near Derecho Dr with no reported injuries. First unit arrived and gave a size up of a small plane on the eastbound side of 290 West with the pilot out of the plane. No crash occurred. E301 advised that the alarm could be reduced to only E301 and the next closest engine. E37 arrived and assisted with traffic and securing the plane. BAT302 arrived on the scene to find a small plane on the outside lane of 290. No changes to the current size up. BAT302 talked with DPS to discuss a plan to remove or transport the aircraft off the highway. DPS was in touch with FAA and NTSB and was waiting on them to arrive on the scene.

The scene was secured with the aircraft chocked and grounded. The plan to remove the aircraft was to ask FAA if we could move the plane off the road onto a side street. FAA had to give us the approval first and all units stayed on the scene to wait for a response. Once we received approval from the FAA, the owner of the plane had personnel arrive on the scene with a tow bar to move the plane off the road. During this time, Command cleared E37 from the scene and had the crew for E301 assist with moving the plane to Derecho Dr. Once this task was completed, Command cleared all units from the scene and FireTAC201 was given back to dispatch.

Aircraft info: 1962 Beachfront - Tail# N821PG, Ownership Registration: Cowin Bull, Pilot: Phil Gurich. Report by pilot the plane had 3/4 full tank of fuel.

[Command 301] CM301 self-assigned to a reported aircraft down on Highway 290 West. During the response, E301 arrived on scene and confirmed a plane had performed an emergency landing on Highway 290 eastbound safely with no injuries or debris in the roadway.

CM301 reduced to Code 1 and proceeded to the scene to assess the situation and prepare for media inquiries. CM301 provided updates to the Department's social media accounts and confirmed that law enforcement was handling onsite media.

After a brief discussion with law enforcement, a request was made to seek permission from the FAA to move the plane onto a gravel area of a nearby side street. Once approval was secured by law enforcement, the plane was rolled into the gravel area and all fire units cleared the scene.

March 17 (C) – Grass Fire – AutoAid Received (Austin) – 11506 Morningsun Dr

[Engine 301] ENG301 and BT301 were AVLA in the Granada Hills subdivision when E43 was dispatched to 11506 Morningsun Dr for a grass fire. Based on call text information and location, E301 notified dispatch that E301 and BT301 would be responding to the incident. Upon arrival, BT301 proceeded to E43's location and E301 staged at nearby hydrant. BAT301 requested that E301 move up to the incident location to transfer tank water to E43. E301 assisted with checking the perimeter for hot spots. E43 was cleared from the scene by BAT301, E301 and BT301 remained on scene after BAT301 cleared the incident. E301 remained on scene for the arrival of the trailer owner to gain access and check for any extension into the trailer with nothing found. All remaining units cleared the scene and returned to service.

[Brush 301] We were dispatched to a brush fire on Morningsun Drive. I was in BT301 and I arrived to find about a half-acre fire in burning mulch. We communicated with the on scene Incident Commander. He requested we come to the bottom of the hill of the property and circle the fire on the left flank. We tied in at the head and worked the left flank until we met up with Austin engine crew. After the fire was knocked down, we backtracked the fire, mopping up hot spots along the fire's edge extinguishing all the smoldering spots. We pulled jack pot piles apart and foamed the general area. We sat on the fire for about an hour for continuous monitoring. When the fire was no longer producing flareups, we cleared the scene.

[Battalion 301] Battalion 301 self-assigned to the incident due to call type and distance. I arrived on scene with Engines 43, 301, and BT301 with a fire in a clearing less than a 1/4 acre. I assumed Command of the incident. E43 pulled their bumper line and attached their progressive hose lay to knock down the head of the fire. BT301 went to the other side of the fire and started to put wet line down around the perimeter of the fire area. There was an enclosed trailer that had caught fire with minimal damage to the trailer. E301 gave their tank water to E43. After the fire was out and most of the hot spots were out cold, I released E43 and kept E301 to make the area cold out. There was some smoke coming from underneath the trailer (part of the floor had caught fire and was smoldering). E301 crew put the remaining hot spots out with foam. I gave Command to E301 Officer and I cleared the scene and went back into service.

March 22 (C) – Structure Fire – AutoAid Given (Lake Travis) – 4901 Honey Daisy Way

[Engine 301] E301 responded to a reported fire and found a large, single-family home under construction. LTFR was already on scene and had reported the fire out. E301 parked behind their truck and asked what they needed from us. LTFR asked for E301 crew to bring tools and meet them inside. E301 crew did a face-to-face with the Captain who reported the fire was out, but there was a need for ventilation and asked an E301 Firefighter to retrieve a PPV fan off of the LTFR truck. E301 LT did a sweep of the involved areas with the thermal imager and found minimal residual heat. Once the PPV fan was brought to the door and turned on, E301 was cleared from the scene.

Aid Responses

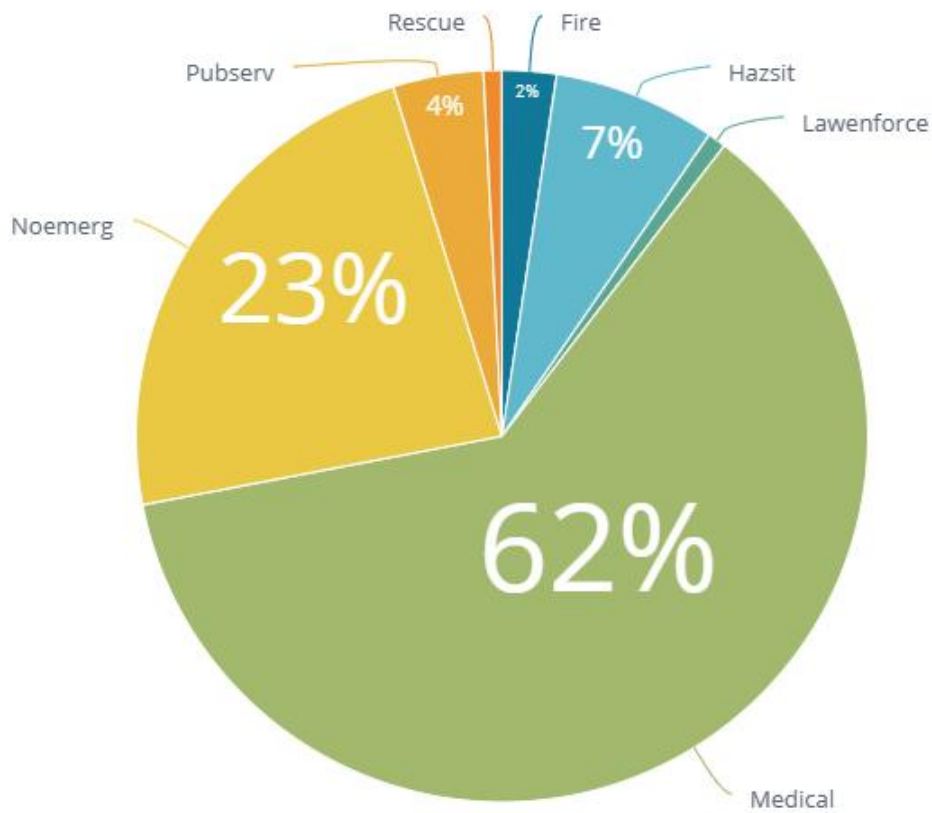
	March		2026	
	Received	Given To	Received	Given To
Austin	21	13	79	38
Travis County ESD #1	0	0	0	0
Pflugerville – TCESD #2	0	0	0	0
Manchaca – TCESD #5	0	0	0	0
Lake Travis FR – TCESD #6	0	2	3	3
Pedernales – TCESD #8	0	1	0	1
Westlake – TCESD #9	10	0	30	5
CE-Bar – TCESD #10	0	0	1	1
Travis County ESD #11	0	0	0	1
Manor – TCESD #12	0	0	0	0
Hays County	0	0	0	0
Total	31	16	113	49

Operations

	March	2026
Unscheduled OT Hours	428	1,017
Sick and Vacation Hours Taken	775	2,733
Injuries	1	1
Injuries Lost Time Hours	92	324
Volunteer Hours Contributed	73	233

Special Projects Status

- Recruiting for the new Training Director position has concluded. Interviews with the applicants were scheduled to be conducted on Friday, April 24.
- The Pancake Breakfast and Egg Hunt went very well again this year. Thank you for not only supporting the event but also assisting us with the food preparation and serving.
- Our new Training Vehicle was delivered on April 20 and is now at the upfitter getting its camper top and lights installed.
- New Engine 301 has been delivered to its upfitter and we anticipate receiving the Engine in the next 4-6 weeks.



Any EMS Unit	EMS Transport Units <i>2 additional minutes to arrive</i>	EMS with FRO
ESD 03		

Priority	Incidents	On Time	Compliance	Priority	On Time	Compliance	Priority	On Time	Compliance
1	2	2	100.0%	1	2	100.0%	1	2	100.0%
2	8	7	87.5%	2	7	87.5%	2	8	100.0%
3	25	22	88.0%	3	23	92.0%	3	25	100.0%
4	29	24	82.8%	4	26	89.7%	4	28	96.6%
5	6	6	100.0%	5	6	100.0%	5	6	100.0%
Total	70	61	87.1%	Total	64	91.4%	Total	69	98.6%

Travis County									
Priority	Incidents	On Time	Compliance	Priority	On Time	Compliance	Priority	On Time	Compliance

1	73	51	69.9%	1	60	82.2%	1	71	97.3%
2	194	150	77.3%	2	164	84.5%	2	184	94.8%
3	461	389	84.4%	3	411	89.2%	3	454	98.5%
4	546	440	80.6%	4	471	86.3%	4	527	96.5%
5	151	143	94.7%	5	92	60.9%	5	146	96.7%
Total	1425	1173	82.3%	Total	1198	84.1%	Total	1382	97.0%